




TCA - Accreditation in Erasmus+

Malta, 5-7 September 2022

GAELE BOZEC JUL 27, 2022 12:59PM UTC

Pre-travel / Day of arrival


Programme

TCA Accreditation in Erasmus + (05.09. – 07.09.2022 in Malta)

Programme

Monday, 5 September 2022		Tuesday, 6 September 2022		Wednesday, 7 September 2022	
09:00 – 09:15	Welcome & Opening of TCA by Joseph Schembri Maltese NA Director	09:00 – 09:15	Welcoming Participants (NO01 – Director; LU01 – Director)	09:00 – 09:15	Welcoming Participants
09:15 – 10:15	Introductory session (who is who + ice-breaking) + explain face-to-face/digital (GB – NO01 & SV – MT01)	09:15 – 10:15	Presentation Impact Exercise (AGS - NO01) (Part 1)	09:15 – 10:15	The role of an Erasmus+ coordinator (SA - CY01)
10:15 – 10:45	Coffee break	10:15 – 10:45	Coffee break	10:15 – 10:45	Coffee Break
10:45 – 11:45	Introductory session (who is who + ice-breaking) + explain face-to-face/digital (GB – NO01 & SV – MT01) + expectations	10:45 – 12:45	Presentation Impact Exercise (AGS - NO01) (Part 2)	10:45 – 11:45	Inclusion in Erasmus+(ISJ – IS01)
11:45 – 12:45	I am accredited! How did I do it?	12:45 – 14:00	Lunch	11:45 – 12:15	Group picture – Certificates of attendance
12:45 – 14:00	Lunch	14:00 – 14:45	I am accredited! How did I do it?	12:15 – 13:00	Closing remarks and feedback
14:00 – 15:00	Accreditation Process: A Walkthrough & Questions (CT – LU01)	14:45 – 15:30	Speaking with an Experts' Voice & Q&A (EP – NL01)	13:30	Lunch
15:00 – 16:00	Importance of language & How to write a good application (HA – NO01)	15:30 – 15:50	Coffee break		
16:00 – 16:20	Coffee break	15:50 – 17:15	Application form/process (CT – LU01)		
16:20 – 17:00	Importance of language & How to write a good application (HA – NO01)	17:15 – 17:45	Accreditation as a consortium		
17:00 – 17:30	Introduction of Impact Exercise (AGS - NO01)	19:45	Dinner		
19:45	Dinner				



Programme Accreditation in Erasmus +

PDF document

PADLET DRIVE

La Maltija

1 Church St, St Julian's STJ 4011

No shuttle. Dinner starts at **19:30**

Shuttle - schedule

During the event the shuttle from Golden Tulip hotel/The Notche Conference Center are provided.

The Meeting point is Golden Tulip Vivaldi hotel

Schedule

Date	Pick up time	Pick up location	Destination
Monday 05th September 2022	08.15	Golden Tulip Vivaldi Hotel - San Ġiljan	Urban Valley Resort and spa-San Ġwann
Monday 05th September 2022	17.45	Urban Valley Resort and spa-San Ġwann	Golden Tulip Vivaldi Hotel-San Ġiljan
Monday 05th September 2022	19.15	Golden Tulip Vivaldi Hotel - San Ġiljan	Restaurant in Valletta
Monday 05th September 2022	21.30	Restaurant in Valletta	Golden Tulip Vivaldi Hotel San Ġiljan
Tuesday 06th September 2022	08.15	Golden Tulip Vivaldi Hotel San Ġiljan	Urban Valley Resort and spa-San Ġwann
Tuesday 06th September 2022	18.00	Urban Valley Resort and spa-San Ġwann	Golden Tulip Vivaldi Hotel San Ġiljan
Wednesday 07th September 2022	08.15	Golden Tulip Vivaldi Hotel San Ġiljan	Urban Valley Resort and Spa-San Ġwann

Dinner on Tuesday

Practical information



ACCREDITATION IN ERASMUS+
Malta 5th-7th September




Practical info

PDF document


PADLET DRIVE


Venue (the seminar itself)

The Notch Conference Center - Urban Valley Resort - Link to the [map](#).

 Urban Valley Resort & Spa Triq Wied Ghollieqa, Kappara

SGN4437 Malta

 +356 21385926

 info@urbanvalleyresort.com

What will be the weather like and what to pack?

Long term weather forecast for St. Julian's

Weather forecast for St. Julian's for the next 9 days.

YR



Dinner on Monday

Luciano Restaurant

21-22 Merchant Street, Valletta, Malta Malta

Shuttle will leave from Golden Tulip at **19:00**

Where to stay?

You are free to choose where you want to stay but most of the participants will be staying at the Golden Tulip Vivaldi Hotel <https://vivaldi.goldentulip.com/en-us/>



Usefull links

Link to application form

Opportunities | Erasmus+ and European Solidarity Corps programmes

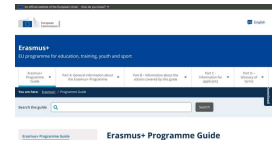
EUROPA



Erasmus+ Programme Guide

The Erasmus+ Programme Guide is essential to understanding Erasmus+. It provides participating organisations and individuals a comprehensive list of opportunities supported by the programme.

ERASMUS+

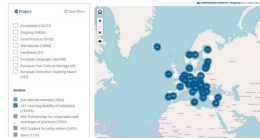


Accredited institutions across Europe

https://erasmus-plus.ec.europa.eu/projects/search/search?domain=eplus2021&view=map&level2=ka1%3A+learning+mobility+of+individuals_31046220%3B43353406&level3=ka120%3A+erasmus+accreditation_42801136&searchType=projects

Erasmus+

EUROPA



Application elements

• Background

- ✓ Institutions context, needs and plans/strategy

• Objectives (1-10 defined goals)

- ✓ How the mobilities for staff and/or learners will contribute to the need and solutions foreseen in **Background**.

• Activities

- ✓ Estimation of number of mobilities and their profiles (no commitment there)

• Quality Standards and Management

- ✓ Basic principles
- ✓ Good management of mobility activities
- ✓ Providing quality and support to the participants
- ✓ Sharing results and knowledge about the programme



Day 1 - Monday 5th

09:00 – Welcome and Opening

09:15 – Introductory session

10:15 – Coffee break

10:45 – Introductory session (cont.)

11:45 – I am accredited! How did I do it?

12:45 – Lunch

14:00 – Accreditation Process

15:00 – How to write a good application

16:00 – Coffee break

16:20 – How to write a good application (cont.)

17:00 – Introduction to day 2

17:30 – End of day 1

19:30 - Dinner

Accreditation Process

Erasmus+ Programme Guide



The accreditation process: a walkthrough & questions

Christine Thinnes, NA LU01



FOR-PRO-004 - Erasmus accreditation - A walkthrough and questions

PDF document

PADLET DRIVE

The importance of language

The importance of language in the application

for adviser

The importance of language - Accreditation MALTA

PDF document

PADLET DRIVE

How I got accredited

Project presentation from Mr. Charlot Cassar.

etting



Getting accredited TCA Presentation

PDF document

PADLET DRIVE

Day 2 - Tuesday 6th

09:00 - Welcome and Opening

09:15 - The impact exercise

10:15 - Coffee break

10:45 - The impact exercise (cont.)

12:00 - The application form

12:45 - Lunch

14:00 - I am accredited! How did I do it?

14:45 - Speaking with an expert's voice

15:30 - Coffee break

16:00 - Accreditation as a consortium (optional)

16:30 - End of day 2

19:30 - Dinner

Application form and more...



Accreditation application form

Christine Thinnes, Michelle Stein NA LU01



FOR-PRO-004 - accreditation application form

PDF document

PADLET DRIVE

Speaking with an expert's voice

+ Q&A

Eline Paredis
Dutch National Agency



1

erasmusplus.nl

Expert's Tips & Tricks

PDF document

PADLET DRIVE

Project presentation - MCAST

Successfully Applying for Erasmus+ VET Accreditation



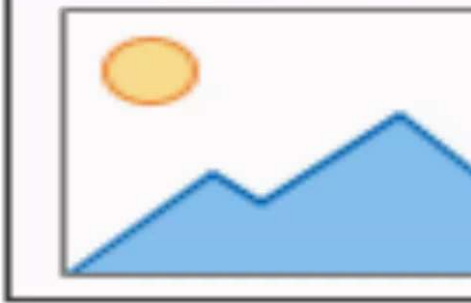
Successfully Applying for an Erasmus+ VET Accreditation

PDF document

PADLET DRIVE

The impact exercise

Klikk på ikonet for å legge til et bilde



Impact exercise

accreditation

ro Skibenes

Impact exercise - TCA accreditation engelsk

Powerpoint presentation

PADLET DRIVE

Inclusion in Erasmus+

Inclusion in Erasmus+

Powerpoint presentation

PADLET DRIVE

Day 3 - Wednesday 7th

09:00 - Welcome and Opening

09:15 - The role of the Erasmus+ coordinator

10:15 - Coffee break

10:45 - Inclusion in Erasmus+

11:45 - Group picture and Certificate of attendance

12:15 - Feedbacks and closing remarks


13:00 - End of day 3

13:00 - Grab-a-lunch

Inclusion in Erasmus+

link for the video: https://www.youtube.com/watch?v=XHw_noYsGI4&t=19s

The role of the coordinator

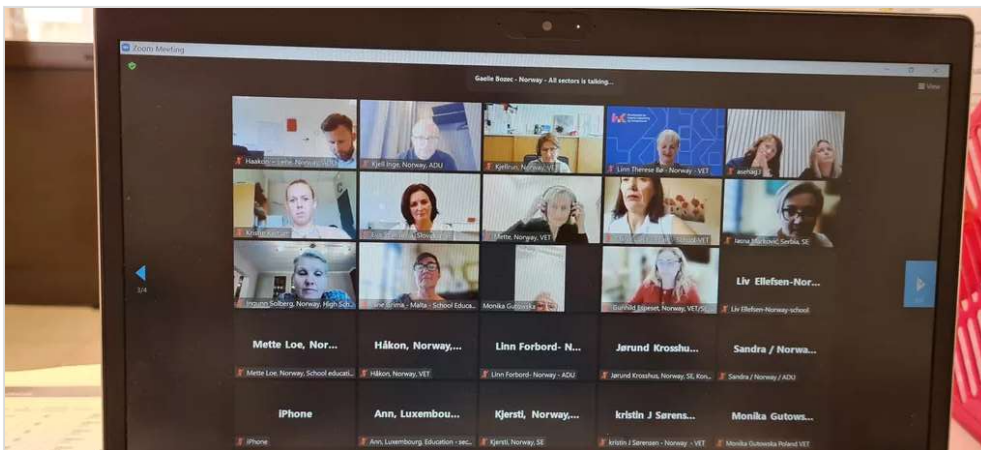
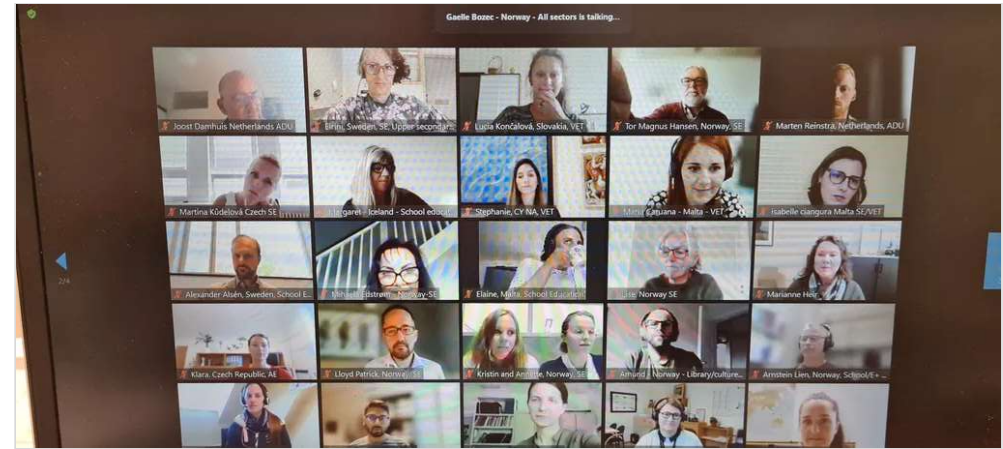


The Role of Erasmus+ Coordinator

STEPHANIE AP
KA1 - OFFICE
CYPRUS NATIONAL

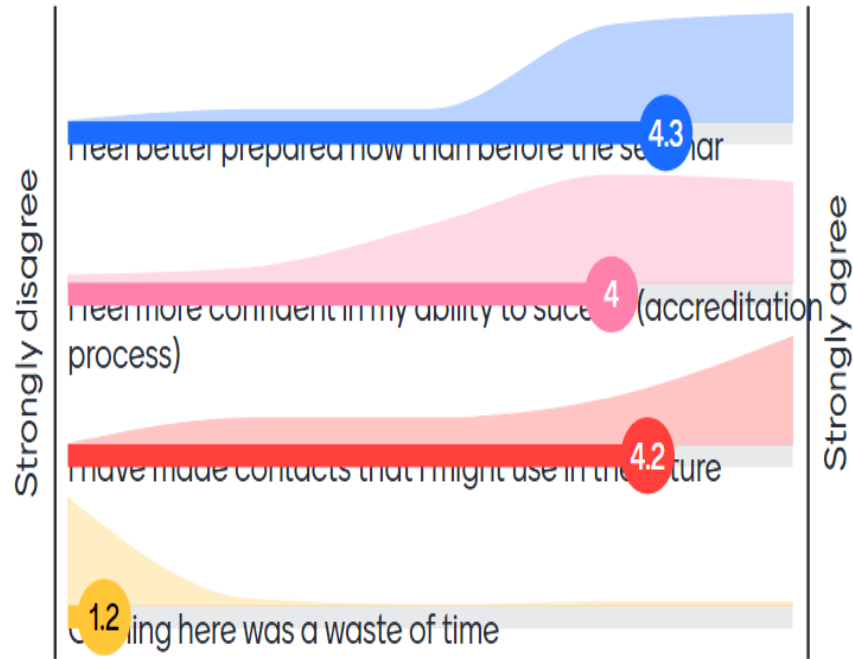
The Role of the Erasmus+ Coordinator - SA
PDF document
PADLET DRIVE

Digital day - 22 sept



pics





Mentimeter

Content

Customize

[Add meta description](#)

Your question ?

Scales

[Add longer description](#)

Statements ?

I feel better prepared now than before the seminar ×

I feel more confident in my ability to succeed (accreditation process) ×

I have made contacts that I might use in the future ×

Coming here was a waste of time ×

+ Add statement